



# Paul's Second Journey

Acts 16:11-34

# Paul's Second Journey

Acts 16:11-34

**Key Passage:** Acts 1:8

**Christ Connection:** Lydia, the jailer, and many others believed in Jesus and were saved from their sin. Paul and Silas told everyone the same thing: "Believe in the Lord Jesus and you will be saved."

**Big Picture Question and Answer:** How do people hear about Jesus? God uses Christians to tell others about Jesus.

**Main Point for Babies and Toddlers:** Christians tell about Jesus.

**Main Point for Preschoolers:** Paul and Silas told all kinds of people about Jesus.


**Bible Story Points:**

- God sent Paul on another trip.
- Paul and Silas told Lydia about Jesus.
- Paul told people about Jesus even in jail.

# Color by Number

DOWNLOAD THE  
TGP FAMILY APP

**INSTRUCTIONS:** Color the sections with a 1 green, the sections with a 2 purple, and the sections with a 3 brown.



**KEY PASSAGE:** Acts 1:8

**BIG PICTURE QUESTION:**

- How do people hear about Jesus? God uses Christians to tell others about Jesus.

**BIBLE STORY:**

**PAUL'S SECOND JOURNEY**

- Paul and Silas told all kinds of people about Jesus.
- A woman named Lydia believed the truth about Jesus.
- An earthquake came while Paul and Silas were in jail.
- The jailer and his family believed the truth about Jesus.

**FAMILY DISCUSSION STARTERS:**

- Who gave Paul the power to make the spirit leave the girl?
- Would you sing songs if you were in jail like Paul and Silas?
- What did Paul and Silas tell the jailer he must do to be saved? What must anyone do to be saved?

**FAMILY ACTIVITY:**

- Tie-dye purple cloth and reread what Acts 16 says about Lydia.
- Take a shopping trip to purchase clothes and toys for children whose parents are incarcerated.

Preschool Activity Pages  
Unit 30, Session 4





# “Journey with Paul” Instructions

## Session 1 – Paul’s Conversion and Baptism

- Print and cut apart the Bible story images of Paul, Ananias, and the bright light. Attach adhesive hook-and-loop fasteners to each figure.
- Give an image to each toddler.
- Drape a flannelgraph or felt sheet over the table or to a child-size easel.
- As you read the Bible story, guide the toddlers to place the Bible story images on the flannelgraph.

## Session 2 – Paul’s First Journey

- Print and cut apart the Bible story images of Barnabas, the man on the mat, and the crowd. Use Paul from the previous week. Attach adhesive hook-and-loop fasteners to each figure.
- Give an image to each toddler.
- Drape a flannelgraph or felt sheet over the table or to a child-size easel.
- As you read the Bible story, guide the toddlers to place the Bible story images on the flannelgraph.

## Session 3 – The Message: “Christ Alone”

- Print and cut apart the Bible story images of the Jewish and non-Jew believers. Use Paul and Barnabas from previous weeks. Attach adhesive hook-and-loop fasteners to each figure.
- Give an image to each toddler.
- Drape a flannelgraph or felt sheet over the table or to a child-size easel.
- As you read the Bible story, guide the toddlers to place the Bible story images on the flannelgraph.

## Session 4 – Paul’s Second Journey

- Print and cut apart the Bible story images of Lydia, the jailer, and Silas. Use Paul from previous weeks. Attach adhesive hook-and-loop fasteners to each figure.
- Give an image to each toddler.
- Drape a flannelgraph or felt sheet over the table or to a child-size easel.
- As you read the Bible story, guide the toddlers to place the Bible story images on the flannelgraph.

## Session 5 – Paul Preached in Europe

- Print and cut apart the Bible story images of the Greeks. Use Paul from previous weeks. Attach adhesive hook-and-loop fasteners to each figure.
- Give an image to each toddler.
- Drape a flannelgraph or felt sheet over the table or to a child-size easel.
- As you read the Bible story, guide the toddlers to place the Bible story images on the flannelgraph.

## Session 6 – Paul’s Third Journey

- Print and cut apart the Bible story images of Priscilla, Aquila, and Apollos. Use Paul and believers from previous weeks. Attach adhesive hook-and-loop fasteners to each figure.
- Give an image to each toddler.
- Drape a flannelgraph or felt sheet over the table or to a child-size easel.
- As you read the Bible story, guide the toddlers to place the Bible story images on the flannelgraph.



Paul



Ananias



Bright Light





**Barnabas**



**Man on the Mat**



**People**





**Jewish Believers**



**Non-Jewish Believers**





The Jailer



Lydia



Silas





Greeks



Greeks



Greeks



Greeks





Apollos



Aquila



Priscilla



**“You will be my witnesses.”**

Acts 1:8 (CSB)

**Ye will be witnesses unto me.**  
Acts 1:8 (KJV)

**“You will be my witnesses.”**

Acts 1:8 (ESV)

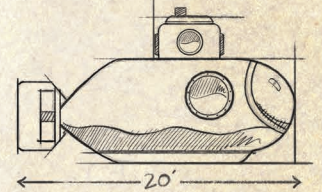


**“You will be my witnesses.”**

Acts 1:8 (NIV)










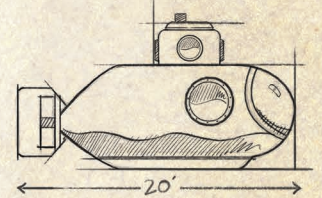
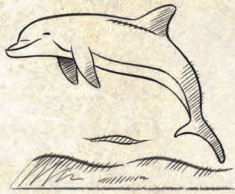
How do people  
hear about  
Jesus?







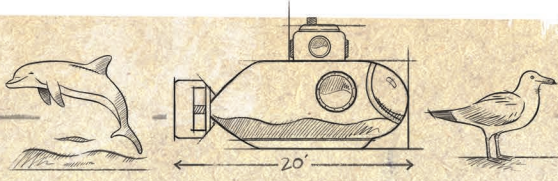
# How do people hear about Jesus?



God uses  
Christians to tell  
others  
about Jesus.







**“You will be my  
witnesses  
to the end  
of the earth.”**

Acts 1:8





Paul and Silas  
told all kinds of  
people about  
Jesus.

