



# Paul's Third Journey

Acts 18:1-4, 24-28; 20:17-38

# Paul's Third Journey

Acts 18:1-4,24-28; 20:17-38

**Key Passage:** Acts 1:8

**Christ Connection:** As Paul traveled, he told as many people as he could about Jesus. God changed people's hearts, and the church grew. God called Paul to tell people the good news about Jesus, and Paul wanted to follow God's plan no matter what.

**Big Picture Question and Answer:** How do people hear about Jesus? God uses Christians to tell others about Jesus.

**Main Point for Babies and Toddlers:**

Christians tell about Jesus.

**Main Point for Preschoolers:** God helped Paul preach with courage.


**Bible Story Points:**

- Paul told people about Jesus everywhere he went.
- The Holy Spirit sent Paul to Jerusalem.
- Telling people about Jesus is most important.

# Hidden Picture

DOWNLOAD THE  
TGP FAMILY APP

**INSTRUCTIONS:** Use the key to find and circle the hidden objects in the picture.



**KEY PASSAGE:** Acts 1:8

**BIG PICTURE QUESTION:**

- How do people hear about Jesus? God uses Christians to tell others about Jesus.

**BIBLE STORY:**

**PAUL'S THIRD JOURNEY**

- Paul met Aquila and Priscilla.
- Paul traveled all around to visit churches and help believers.
- Aquila and Priscilla taught Apollos more about Jesus.
- Paul met with the church leaders to tell them he was going back to Jerusalem.
- God helped Paul preach with courage.

**FAMILY DISCUSSION STARTERS:**

- Who can help us understand more about Jesus?
- Why was Paul willing to go back to Jerusalem even though he knew he would be put in prison?
- What is more important than having an easy life?

**FAMILY ACTIVITY:**

- Camp out in a tent in your backyard or at a campground. Invite another family to join you.

*Preschool Activity Pages*  
Unit 30, Session 6



# "Journey with Paul" Instructions

## Session 1 – Paul’s Conversion and Baptism

- Print and cut apart the Bible story images of Paul, Ananias, and the bright light. Attach adhesive hook-and-loop fasteners to each figure.
- Give an image to each toddler.
- Drape a flannelgraph or felt sheet over the table or to a child-size easel.
- As you read the Bible story, guide the toddlers to place the Bible story images on the flannelgraph.

## Session 2 – Paul’s First Journey

- Print and cut apart the Bible story images of Barnabas, the man on the mat, and the crowd. Use Paul from the previous week. Attach adhesive hook-and-loop fasteners to each figure.
- Give an image to each toddler.
- Drape a flannelgraph or felt sheet over the table or to a child-size easel.
- As you read the Bible story, guide the toddlers to place the Bible story images on the flannelgraph.

## Session 3 – The Message: “Christ Alone”

- Print and cut apart the Bible story images of the Jewish and non-Jew believers. Use Paul and Barnabas from previous weeks. Attach adhesive hook-and-loop fasteners to each figure.
- Give an image to each toddler.
- Drape a flannelgraph or felt sheet over the table or to a child-size easel.
- As you read the Bible story, guide the toddlers to place the Bible story images on the flannelgraph.

## Session 4 – Paul’s Second Journey

- Print and cut apart the Bible story images of Lydia, the jailer, and Silas. Use Paul from previous weeks. Attach adhesive hook-and-loop fasteners to each figure.
- Give an image to each toddler.
- Drape a flannelgraph or felt sheet over the table or to a child-size easel.
- As you read the Bible story, guide the toddlers to place the Bible story images on the flannelgraph.

## Session 5 – Paul Preached in Europe

- Print and cut apart the Bible story images of the Greeks. Use Paul from previous weeks. Attach adhesive hook-and-loop fasteners to each figure.
- Give an image to each toddler.
- Drape a flannelgraph or felt sheet over the table or to a child-size easel.
- As you read the Bible story, guide the toddlers to place the Bible story images on the flannelgraph.

## Session 6 – Paul’s Third Journey

- Print and cut apart the Bible story images of Priscilla, Aquila, and Apollos. Use Paul and believers from previous weeks. Attach adhesive hook-and-loop fasteners to each figure.
- Give an image to each toddler.
- Drape a flannelgraph or felt sheet over the table or to a child-size easel.
- As you read the Bible story, guide the toddlers to place the Bible story images on the flannelgraph.



Paul



Ananias



Bright Light



Barnabas



Man on the Mat



People



**Jewish Believers**



**Non-Jewish Believers**



**The Jailer**



**Lydia**



**Silas**



Greeks



Greeks




Greeks



Greeks



**Apollos**



**Aquila**



**Priscilla**

**“You will be my  
witnesses.”**

Acts 1:8 (CSB)

**Ye will be  
witnesses  
unto me.**



Acts 1:8 (KJV)

**“You will be my  
witnesses.”**

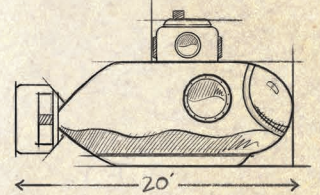
Acts 1:8 (ESV)



**“You will be my  
witnesses.”**

Acts 1:8 (NIV)



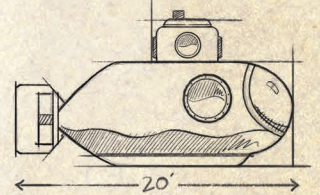
# How do people hear about Jesus?





# How do people hear about Jesus?

God uses  
Christians to tell  
others  
about Jesus.



# Journal Page

## The God Who Sends

**Key Passage:** Acts 1:8

**Big Picture Questions:** How do people hear about Jesus? God uses Christians to tell others about Jesus.

**Session 1:** Paul's Conversion and Baptism

*Acts 9:1-25*

Jesus saved Saul from his sins.

**Session 2:** Paul's First Journey

*Acts 13:1-3; 14:8-28*

The Holy Spirit sent Paul and Barnabas to tell people about Jesus.

**Session 3:** The Message: "Christ Alone"

*Acts 15:1-35*

The church encouraged Gentile believers.

**Session 4:** Paul's Second Journey

*Acts 16:11-34*

Paul and Silas told all kinds of people about Jesus.

**Session 5:** Paul Preached in Europe

*Acts 17:16-34*

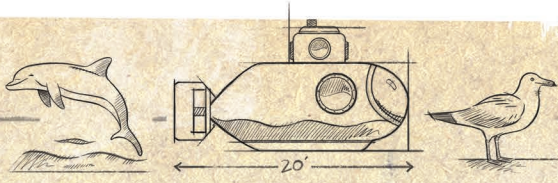
Paul taught the people in Athens about the one true God.

**Session 6:** Paul's Third Journey

*Acts 18:1-4, 24-28; 20:17-38*

God helped Paul preach with courage.





**“You will be my  
witnesses ...  
to the end  
of the earth.”**

Acts 1:8



God helped Paul  
preach with  
courage.

